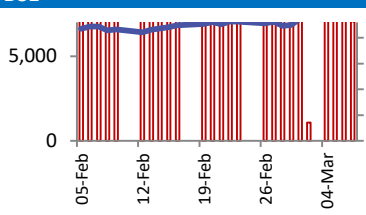
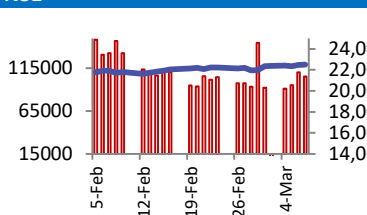


BSE		NSE																													
	<table border="1"> <tr><td>Open</td><td>74243</td></tr> <tr><td>High</td><td>74245</td></tr> <tr><td>Low</td><td>73921</td></tr> <tr><td>Close</td><td>74119</td></tr> <tr><td>Change</td><td>33</td></tr> <tr><td>Volume (Lacs)</td><td>8013</td></tr> <tr><td>Turnover (Rs.inCr)</td><td>7053</td></tr> </table>	Open	74243	High	74245	Low	73921	Close	74119	Change	33	Volume (Lacs)	8013	Turnover (Rs.inCr)	7053		<table border="1"> <tr><td>Open</td><td>22505</td></tr> <tr><td>High</td><td>22526</td></tr> <tr><td>Low</td><td>22430</td></tr> <tr><td>Close</td><td>22494</td></tr> <tr><td>Change</td><td>20</td></tr> <tr><td>Volume(Lacs)</td><td>37334</td></tr> <tr><td>Turnover(Rs.in Cr)</td><td>105275</td></tr> </table>	Open	22505	High	22526	Low	22430	Close	22494	Change	20	Volume(Lacs)	37334	Turnover(Rs.in Cr)	105275
Open	74243																														
High	74245																														
Low	73921																														
Close	74119																														
Change	33																														
Volume (Lacs)	8013																														
Turnover (Rs.inCr)	7053																														
Open	22505																														
High	22526																														
Low	22430																														
Close	22494																														
Change	20																														
Volume(Lacs)	37334																														
Turnover(Rs.in Cr)	105275																														

World Markets	Current	Previous	Pt. Chg	Var(%)
Dow	38723	38791	(69)	-0.2%
Dow Futures	39162	39193	(31)	-0.1%
Nasdaq	16085	16273	(188)	-1.2%
FTSE	7660	7692	(33)	-0.4%
Nikkei	38711	39689	(978)	-2.5%
Hang Seng	16533	16353	179	1.1%
Gift Nifty	22634	22660	(26)	-0.1%
Straits Singapore	3142	3147	(5)	-0.2%
South Korea	2671	2680	(10)	-0.4%
Taiwan	19703	19785	(83)	-0.4%
Shanghai	3044	3046	(2)	-0.1%

Commodity Prices	Current	Previous	Pt. Chg	Var(%)
Copper (\$/MT)	8580	8641	(61.0)	-0.7%
Alumin (\$/MT)	2240	2253	(13.0)	-0.6%
Zinc (\$/MT)	2528	2535	(7.5)	-0.3%
Brent Crude (\$/bbl)	81.4	82.1	(0.7)	-0.8%
Gold (\$/Ounce)	2177	2179	(1.6)	-0.1%
Silver (\$/Ounce)	24.3	24.3	(0.1)	-0.2%
Light Crude (\$/bbl)	77.3	78.0	(0.7)	-0.9%
N G (\$/mmbtu)	1.8	1.8	0.0	1.9%
Sugar (\$/MT)	597.5	604.1	(6.6)	-1.1%
Rubber (Rs./kg)	168.0	167.0	1.0	0.6%
Baltic Dry Index	2345	2251	94.0	4.2%

Currency Exchange Rate	Current	Previous	Var(%)
Rs./\$ rate	82.79	82.83	-0.05%
Rs./ Euro	90.26	90.10	0.19%
Rs./Chinese Yuan	11.51	11.53	-0.18%
Yen /\$ rate	147.04	147.06	-0.01%
\$ US/Euro	1.09	1.09	0.00%

Dollar Index	Current	Previous	Var(%)
Dollar Index	102.73	102.71	0.02%

Support/ Resistance Levels for Today		
	Nifty	Bank Nifty Fut
Support 1	22440	47820
Support 2	22370	47700
Resistance	22570	48150

Securities in Ban For Trade	
MANAPPURAM	MGL
ZEEL	SAIL
TATACHEM	

Market Review

US: U.S. stocks hit all-time highs in the run-up to the U.S. jobs report, with investors betting some of the world's major central banks will start slashing interest rates as soon as June

Asia: Markets in Asia-Pacific region were trading in negative, taking cues from decline on Wall Street as investors assess Japan's GDP data, and await U.S. CPI print.

India: India's benchmark stock indices ended at a fresh record closing high in a truncated week on Thursday, led by gains in the shares of Bajaj Auto and Bharti Airtel. **Market is expected to open on a positive note and likely to witness sideways move during the day**

Global Economy: Japan's economy avoided a technical recession, revised government data showed on Monday, even though the upward change in the fourth quarter was weaker than expected and highlighted concerns about the sluggish economic recovery. Japan's revised gross domestic product expanded at an annualised clip of 0.4% in the October-December period from the previous quarter, better than the initial estimate for a 0.4% contraction, according to the Cabinet Office.

The European Central Bank left interest rates unchanged for a fourth meeting as a softer outlook for inflation and economic growth bolstered expectations for cuts starting in June. Separate data showed the euro-area economy stagnated at the end of last year, underscoring the central bank's forecast for slower growth in 2024 than previously estimated.

Commodities: Gold prices rose on Monday, and hovered near a record peak hit in the previous session, as remarks from Federal Reserve Chair Jerome Powell and U.S. economic data last week cemented hopes for a rate cut in June.

Oil prices extended last week's losses on Monday on concern about slow demand in China, though lingering geopolitical risk surrounding the Middle East and Russia limited the decline.

Currency: The yen strengthened against the dollar on Monday as signs the Bank of Japan will exit negative interest rates at its policy meeting next week contrasted with expectations for the Federal Reserve to cut rates in June.

ZEEL

Contracts	Purchase		Sell		Net	Open Interest (OI)		OI (Previous day)		Change	
	Contract	Value	Contract	Value	Value	Contract	Value	Contract	Value	Contract	Value
Index Future	47366	4013	34820	3191	822	207653	19025	224983	20348	(17330)	(1323)
Index Option	24758173	2512276	24997021	2534012	(21736)	3351527	293064	3296978	327507	54549	(34443)
Stock Future	287587	25135	250148	21513	3622	3151789	260083	3174818	260974	(23029)	(891)
Stock Option	451591	42135	454706	42284	(149)	318229	27632	296726	25657	21503	1975
Total	25544717	2583559	25736695	2601000	(17441)	7029198	599804	6993505	634486	35693	(34682)

FII All Activity-BBG (Rs Cr)	Buy	Sell	Net
29-Feb-24	57371	53170	4201
1-Mar-24	18242	16071	2171
4-Mar-24	13899	13911	(12)
5-Mar-24	14305	14526	(221)
6-Mar-24	19942	14258	5684
Month to date-Mar	66387	58765	7622
FII (Prov.) (Rs Cr)	Buy	Sell	Net
2-Mar-24	50	131	(82)
4-Mar-24	13489	14053	(564)
5-Mar-24	15215	14641	574
6-Mar-24	19849	17083	2767
7-Mar-24	22998	15694	7304
Month to date- Mar	87314	77186	10128
DII (Prov.) (Rs. Cr)	Buy	Sell	Net
2-Mar-24	189	234	(45)
4-Mar-24	11963	8420	3543
5-Mar-24	11889	10054	1835
6-Mar-24	13639	11489	2150
7-Mar-24	11887	9285	2602
Month to date-Mar	61555	47656	13899
FII Debt - BBG (Rs. Cr)	Buy	Sell	Net
29-Feb-24	1267	1401	(134)
1-Mar-24	1226	1442	(216)
4-Mar-24	1019	442	577
5-Mar-24	1952	1155	797
6-Mar-24	2777	485	2292
Month to date-Mar	6974	3524	3450

Market Breadth	BSE		NSE	
	No.	%	No.	%
Advance	2077	53%	1571	60%
Decline	1732	44%	989	38%
Unchanged	113	3%	67	3%

Market Turnover	07-Mar	06-Mar	Var (%)
BSE Cash	7053	11068	-36%
NSE Cash	105275	110204	-4%
NSE Futures	134560	179069	-25%
NSE Options	37067039	63610426	-42%
Total (Rs.Cr)	37313927	63910768	-42%

Volatility Index	07-Mar	06-Mar
Volatility Index	13.61	14.30

Index PE - TTM	07-Mar	Yr. High	Yr. Low
Sensex	25.4	26.0	21.8
Nifty	23.2	28.8	20.0

Corporate News

GAIL, ONGC & Shell sign MoU to explore opportunities for ethanol import

State-run GAIL has signed a tripartite Memorandum of Understanding with Oil and Natural Gas Corporation and Shell Energy India to explore opportunities for import of ethane and other hydrocarbons. The Mou also covers the development of evacuation infrastructure at Shell Energy Terminal at Hazira. (THB)

Rail Vikas Nigam receives LoA from M P. Poorv Kshetra Vidyut Vitaran Co

Rail Vikas Nigam has received LOA of Rs 251.05 crore for Supply, Installation, testing and commissioning of 11 KV Line associated works such as 11 KV Line Bifurcation, 11 KV line Interconnection, 11 KV Line conductor Augmentation, LT AB cabling augmentation and conversion of LT Bare conductor to AB cabling under Revamped Reforms-based and Results-linked. (BS)

Torrent Power receives LoA for 305 MW solar power projects in Nasik

Torrent Power has emerged as a successful bidder and has received Letter of Award from Maharashtra State Electricity Distribution Co. on March 07, 2024 for setting up of 306 MW grid-connected Solar power project, at 48 distributed locations, across Nasik District, Maharashtra. The LOA was handed over by Hon'ble Deputy Chief Minister of Maharashtra, Shri Devendra Fadnavis. (BS)

Economy

States' capex focus pivots away from roads to social services

Indian States are expected to reduce their capital expenditure on roads in FY25, focusing more on social services like public health and education. This shift is partly due to the post-pandemic realization of the need to develop human capital. States are also aiming to meet their fiscal targets, with some compromising on road spending to achieve this. While overall spending on roads by states is set to increase, the growth rate is slowing down compared to previous years.(ET)

International

Delta expects Boeing 737 Max 10 may be delayed until 2027

Delta Air Lines Inc expects the deliveries of Boeing Co's 737 Max 10 aircraft to be pushed out to as late as 2027, as the planemaker faces federal safety and criminal reviews. The airline announced in July 2022 that it would buy 100 Boeing 737 Max 10 jets worth about \$13.5 billion at list prices and has options to buy another 30 and was looking to begin receiving the planes in 2025

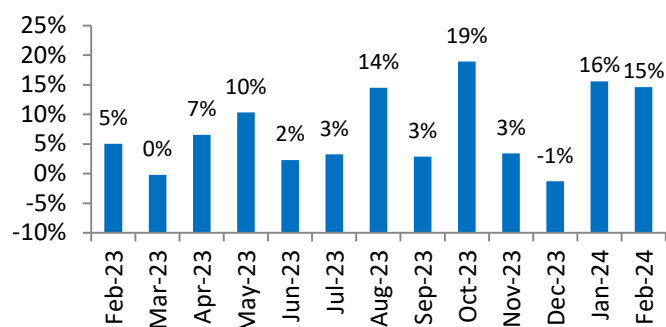
Top 5 Nifty Gainers	07-Mar	06-Mar	Var(%)
TATASTEEL	157	152	3.7%
TATACONSUM	1262	1220	3.4%
BAJAJ-AUTO	8879	8606	3.2%
TATAMOTORS	1039	1018	2.1%
JSWSTEEL	830	813	2.1%
Top 5 Nifty Losers	07-Mar	06-Mar	Var(%)
M&M	1898	1971	-3.7%
BPCL	625	638	-2.1%
RELIANCE	2958	3006	-1.6%
AXISBANK	1111	1125	-1.2%
ICICIBANK	1088	1097	-0.8%

BSE Index Watch	Last	1 day	1 wk	1 mth	1 yr
SENSEX	74119	0.0%	0.5%	3.8%	22.8%
MIDCAP	39853	0.4%	0.4%	-0.1%	59.9%
SMLCAP	44654	0.7%	-1.9%	-3.5%	58.5%
AUTO	48388	-0.4%	1.1%	7.3%	61.7%
BANKEX	54394	-0.3%	1.2%	6.7%	15.7%
Capital Goods	59467	1.0%	1.1%	6.3%	70.8%
FMCG	19554	1.0%	0.1%	0.8%	18.4%
Health Care	34896	0.2%	0.6%	0.2%	60.8%
IT	37744	0.3%	-1.2%	-2.4%	26.7%
METAL	28737	1.4%	3.0%	1.9%	46.9%
Oil & Gas	28466	-1.2%	0.7%	-0.5%	60.2%
Power	6829	0.8%	1.9%	4.1%	93.1%
Realty	7236	-0.1%	-0.1%	4.5%	122.2%

NSE USD Futures	07-Mar	06-Mar	Var (%)
March Expiry (Rs./\$)	82.78	82.85	-0.1%
April Expiry (Rs./\$)	82.67	82.86	-0.2%
Total Turnover (Rs. Crore)	21262	21262	0%

Sectors	TTM PE
Auto	31.56
Auto Ancillary	44.57
Banking	16.25
Engineering	39.09
Cement	82.79
Diamonds & Jewellery	42.26
Housing Finance	20.11
Infrastructure & Const	34.21
Metals-Aluminium	42.76
Metal - Steel	17.08
Oil Expl.	18.85
Pharma	13.09
Power – Gen. Supp.	47.09
Information Tech.	21.24
Sugar	15.02
Telecom Serv. Prov.	80.15
Tyres	27.74

Maruti Monthly Volume Growth (YoY) (Source: Company Data)



10 year G-Sec Yield	Current	Previous	Change
US	4.07%	4.07%	(1) bps
Japan	0.76%	0.74%	3 bps
India	7.03%	7.06%	(2) bps
UK	3.98%	4.00%	(2) bps
Libor 3 Mths	5.58%	5.58%	(0) bps

Indian Eco Data	Current	Previous	Var(%)
Forex Reserve (US\$ in bn)	525	528	-0.7%
Inflation - WPI	0.27%	0.73%	(46) bps
Inflation - CPI	5.10%	5.69%	(59) bps

India GDP	Q3FY24	Q2FY24	Var(%)
Growth	8.36%	7.60%	76 bps

Monetary Policy	Current	Previous	Change
Repo Rate	6.50%	6.50%	0 bps
Reverse Repo Rate	3.35%	3.35%	0 bps
CRR	4.50%	4.50%	0 bps
O/S Banking System Liquidity (Rs bn)	204	400	(195.6)

IIP Growth %	Dec-23	Dec-22	YTD
IIP	3.8	5.1	5.8
Mining	5.1	10.1	8.6
Manufacturing	3.9	3.6	5.6
Electricity	1.2	10.4	6.3

Bulk Deal As On 07/03/24

BSE					
Security Code	Security Name	Client Name	Deal	Quantity	Price
543319	AAPLUSTRAD	NIKHIL RAJESH SINGH	B	120000	10.27
513119	ABCGAS	ARJUN LEASING AND FINANCE PVT LTD .	B	21500	60.73
513119	ABCGAS	KOMALAY INVESTRADE PRIVATE LIMITED	B	12600	60.73
513119	ABCGAS	ROHITH SATISH SHOREWALA	S	20000	60.73
513119	ABCGAS	SANKAR S	S	14244	61.18
513119	ABCGAS	SANKAR S	B	52	60.74
539506	ADCON	GEETANJALI GUNAJI MEDHEKAR	B	1389465	0.9
539506	ADCON	MULTIPLIER SHARE & STOCK ADVISORS PRIVATE LIMITED	S	2900532	0.89
539506	ADCON	SPARK FINANCE	S	970000	0.94
542721	ARL	RAJESH KUMAR GUPTA	S	91215	40.66
542721	ARL	RAJESH KUMAR GUPTA	B	91215	41.91
542721	ARL	SHWETA GUPTA	S	90000	41.91
542721	ARL	SHWETA GUPTA	B	90000	40.64
543943	ASARFI	JINENDRA KUMAR JAIN	B	116000	72.1
543943	ASARFI	NAMRATA CHANDRAPRAKASH KHANDELWAL	S	119000	72.09
539662	BFLAFL	JAI VINAYAK SECURITIES	S	58879	17.87
539662	BFLAFL	JAI VINAYAK SECURITIES	B	58879	17.92
539662	BFLAFL	SANJAY SHARMA	S	166970	17.99
512379	CRESSAN	ABHINAV COMMOSALES	S	2547579	17.99
512379	CRESSAN	ABHINAV COMMOSALES	B	125000	17.5
512379	CRESSAN	GAURI NANDAN TRADERS	S	723517	17.72
512379	CRESSAN	GAURI NANDAN TRADERS	B	2502625	18
512379	CRESSAN	SIDDHANT SHIRISH SHAH	B	3600000	17.98
540811	DML	SIMPLURIS TECHNOLOGIES PVT LTD .	S	75000	22.93
531911	GALAGEX	ANILKUMAR	S	342	51.43
531911	GALAGEX	ANILKUMAR	B	30022	49.42
531911	GALAGEX	SHAKUNTALA SURESH SHAH	S	20500	50
539228	GGPL	EMKAY COMMERCIAL COMPANY LIMITED	B	1203000	3.77
539228	GGPL	PARTON TRADERS PRIVATE LIMITED	S	1180000	3.77
542918	GIANLIFE	BISHAL GUPTA	S	56373	24.8
513309	GOLKONDA	GRID TRADING PRIVATE LIMITED	B	252100	16.5
513309	GOLKONDA	LOVELY SECURITIES PRIVATE LIMITED	B	110000	16.25
513309	GOLKONDA	UTPAL AGRAWAL	S	360649	16.42
531913	GOPAIST	NARENDRA BABU KADATHUR HARIDAS	S	28028	7.54
504731	IBRIGST	ADARSH B BAGARIA	S	8442	152.84
504731	IBRIGST	AJAY SINGHAL HUF	B	26600	152.81
504731	IBRIGST	DUGANTA OIL AND NATURAL GAS PRIVATE LIMITED	B	5700	152.82
504731	IBRIGST	MULTIPLIER SHARE & STOCK ADVISORS PRIVATE LIMITED	S	26961	152.81
504731	IBRIGST	MULTIPLIER SHARE & STOCK ADVISORS PRIVATE LIMITED	B	1202	152.85
504731	IBRIGST	PARESH DHIRAJLAL SHAH	S	13590	152.85
540377	IFL	VANDANATIWARI	B	1279196	1.96
530259	INTSTOIL	SHAH MITA DIPAK	S	26706	38.86
524522	LAFFANSQ	QUANTSEYE AI PRIVATE LIMITED	S	11817	54.74
524522	LAFFANSQ	QUANTSEYE AI PRIVATE LIMITED	B	58705	55.43
543364	MARKOLINES	KARAN KAPOOR	B	106400	141.03
543364	MARKOLINES	SANJAY BHANUDAS PATIL	S	106400	141.03
521244	MKPMOB	BOSCO ARMANDO MENEZES	B	20000	198.75
523242	NBFOOT	MULTIPLIER SHARE & STOCK ADVISORS PRIVATE LIMITED	S	67800	16.22

523242	NBFOOT	MULTIPLIER SHARE & STOCK ADVISORS PRIVATE LIMITED	S	67800	16.22
523242	NBFOOT	TULSIBHAI CHEHRABHAI PATEL	B	90000	16.88
543522	NVENTURES	MAHAVIR RAMESHCHANDRA CHUDASAMA	B	30000	50.34
543522	NVENTURES	SKSE SECURITIES LIMITED CORP CM/TM PROP A/C	B	24000	50.38
539195	POEL	NEELAM BANSAL	S	85000	299.71
539195	POEL	SANCHIT JAIN	B	100000	299.6
539195	POEL	TANYA HIRAWAT	B	33000	300.42
539195	POEL	VANDANABANSAL	S	95092	299.54
526773	PRESSURS	SUNNYGARG	S	762930	9.35
541703	RACONTEUR	ANILKUMAR	S	27200	25.65
541703	RACONTEUR	ANILKUMAR	S	24000	25.65
541703	RACONTEUR	PRAVEEN ARORA	B	24000	25.65
539673	RCL	BEENA KIZHAKKE UTHAMANTHIL	S	140000	2.35
539673	RCL	SIVAKUMARVENKATABOBBA	B	177602	2.35
517447	RSSOFTWARE	MULTIPLIER SHARE & STOCK ADVISORS PRIVATE LIMITED	S	150735	186.56
530617	SAMPRE	SHIVANGSATISHGOCHHA	S	35000	63.27
526544	SCANPGEOM	GAURANG PARMANAND SHAH	B	978000	5.81
526544	SCANPGEOM	MAYUR MUKUNDBHAI DESAI	S	978742	5.81
538975	SHREESEC	CHAITALI RAJESH SHAH	S	4014200	0.38
538975	SHREESEC	FABER TREXIM PRIVATE LIMITED	S	7000000	0.38
516038	SOMAPPR	AJAY RASIKLAL SHAH	S	12378	49.07
516038	SOMAPPR	MANOJ KUMAR KANDA	B	10000	49.07
516038	SOMAPPR	RUCHIRA GOYAL	S	10298	49.06
531982	SPECFOOD	SHAH SHARAD KANAYALAL	B	45000	54.29
543745	SVS	FINVENTION FINVEST PRIVATE LIMITED	S	186000	8.83
543745	SVS	GUNJAN NITINKUMAR NAYAK	B	186000	8.83
539310	THINKINK	CHANDRAKANT HIRALAL DARDA	B	200000	55.42
539310	THINKINK	DARDA KIRAN HUF	S	201000	55.44
539310	THINKINK	NIKHIL RAJESH SINGH	S	162999	55.75
539310	THINKINK	NIKHIL RAJESH SINGH	B	279870	55.61
526675	TIRTPLS	VARIS MAHENDRABHAI DOSHI	S	131911	55.61
542923	TRANWAY	PUSHPA BHAJU	S	80000	7.32
541358	UCIL	MULTIPLIER SHARE & STOCK ADVISORS PRIVATE LIMITED	S	20010	55.6
541358	UCIL	SANJAY AGGARWAL	S	30000	55.6
541358	UCIL	VIKAS GOYAL	B	40000	55.6
541338	UHZAVERI	MANISH AGRAWAL	S	66000	40.62
541338	UHZAVERI	VIKAS SURESH KANTU	B	60000	40.62
542803	VEL	KAILASH KABRA	B	200000	11.65
542803	VEL	NILAM RAJKUMAR DHANDARIA	S	200000	11.9

NSE

Security Code	Security Name	Client Name	Deal	Quantity	Price
BHARTIARTL	Bharti Airtel Limited	ABU DHABI INVESTMENT AUTHORITY - GULAB	BUY	207677	1193.7
BHARTIARTL	Bharti Airtel Limited	ACTIVE EMERGING MARKETS EQUITY FUND	BUY	299609	1193.7
BHARTIARTL	Bharti Airtel Limited	AUSTRALIANSUPER	BUY	1694349	1193.7
BHARTIARTL	Bharti Airtel Limited	BBH GQG PARTNERS EMERGING MARKETS EQUITY MASTER FUND LP	BUY	1010479	1193.7
BHARTIARTL	Bharti Airtel Limited	CARE SUPER PTY LTD AS TRUSTEE FOR CARE SUPER	BUY	233918	1193.7
BHARTIARTL	Bharti Airtel Limited	GENERAL ORGANIZATION FOR SOCIAL INSURANCE	BUY	507076	1193.7
BHARTIARTL	Bharti Airtel Limited	GOLDMAN SACHS TRUST II - GOLDMAN SACHS GQG PARTNERS INTERNATIONAL OPPORTUNITIES FUND	BUY	18202353	1193.7
BHARTIARTL	Bharti Airtel Limited	GQG PARTNERS EMERGING MARKETS EQUITY FUND	BUY	17438276	1193.7
BHARTIARTL	Bharti Airtel Limited	GQG PARTNERS EMERGING MARKETS EQUITY FUND	BUY	609553	1193.7
BHARTIARTL	Bharti Airtel Limited	GQG PARTNERS EMERGING MARKETS EQUITY FUND A SERIES OF GQG PARTNERS SERIES LLC	BUY	2793636	1193.7
BHARTIARTL	Bharti Airtel Limited	GQG PARTNERS EMERGING MARKETS EQUITY FUND A SUB FUND OF GQG GLOBAL UCITS ICAV	BUY	2270684	1193.7
BHARTIARTL	Bharti Airtel Limited	GQG PARTNERS INTERNATIONAL EQUITY FUND A SERIES OF GQG PARTNERS SERIES LLC	BUY	179831	1193.7
BHARTIARTL	Bharti Airtel Limited	GQG PARTNERS INTERNATIONAL QUALITY EQUITY FUND	BUY	130209	1193.7
BHARTIARTL	Bharti Airtel Limited	GSF II GOLDMAN SACHS GLOBAL MULTI MANAGER ALTERNATIVES PC	BUY	7163	1193.7
BHARTIARTL	Bharti Airtel Limited	JNL/GQG EMERGING MARKETS EQUITY FUND	BUY	727746	1193.7
BHARTIARTL	Bharti Airtel Limited	PASTEL LIMITED	SELL	49000000	1193.7
BHARTIARTL	Bharti Airtel Limited	PASTEL LIMITED	SELL	49000000	1193.7
BHARTIARTL	Bharti Airtel Limited	RELIANCE TRUST INSTITUTIONAL RETIREMENT TRUST SERIES ELEVEN	BUY	1659987	1193.7
BHARTIARTL	Bharti Airtel Limited	RELIANCE TRUST INSTITUTIONAL RETIREMENT TRUST SERIES TWELVE	BUY	751583	1193.7
BHARTIARTL	Bharti Airtel Limited	UNITED SUPER PTY LTD AS TRUSTEE FOR CONSTRUCTION AND BUILDING UNIONS SUPERANNUATION FUND	BUY	182022	1193.7
BHARTIARTL	Bharti Airtel Limited	WITAN INVESTMENT TRUST PLC RE GQG PARTNERS LLC	BUY	93849	1193.7
BSOFT	BIRLASOFT LIMITED	SEB ASIENFOND EX JAPAN	BUY	203544	769.1
BSOFT	BIRLASOFT LIMITED	SEB FUND 3 SEB PENSION FUND	SELL	203544	769.1
CPS	C P S Shapers Limited	JINENDRA KUMAR JAIN	BUY	11400	312.5
CARTRADE	Cartrade Tech Limited	SPRINGFIELD VENTURE INTERNATIONAL	SELL	380000	739.39
CARTRADE	Cartrade Tech Limited	TAIYO GREATER INDIA FUND LTD	BUY	264000	737.64
DELAPLEX	Delaplex Limited	CHANAKYA OPPORTUNITIES FUND I	SELL	52200	238
FSC	Future Supp Chain Sol Ltd	CRONY VYAPAR PVT LTD	BUY	250000	9.7
FSC	Future Supp Chain Sol Ltd	IDBI TRUSTEESHIP SERVICES LTD	SELL	490000	9.7

GRINFRA	G R Infraprojects Limited	AGARWAL LALITA	SELL	966890	1171
GRINFRA	G R Infraprojects Limited	AGARWAL RITU	SELL	483445	1171
GRINFRA	G R Infraprojects Limited	KIRAN AGARWAL	SELL	966890	1171
GRINFRA	G R Infraprojects Limited	LAXMI DEVI AGARWAL	SELL	966890	1171.07
GRINFRA	G R Infraprojects Limited	RITU AGARWAL	SELL	483445	1171
GRINFRA	G R Infraprojects Limited	SBI MUTUAL FUND	BUY	575332	1171
GRINFRA	G R Infraprojects Limited	SBI MUTUAL FUND	BUY	575332	1171
GRINFRA	G R Infraprojects Limited	SUMAN AGARWAL	SELL	966890	1171
HINDZINC	Hindustan Zinc Limited	SEB ASIENFOND EX JAPAN	BUY	327175	307.55
HINDZINC	Hindustan Zinc Limited	SEB FUND 3 SEB PENSION FUND	SELL	327175	307.55
IPSL	Integrated Perso Ser Ltd	MANISH UPENDRA SHANGHVI	SELL	85000	209.94
INDIGO	InterGlobe Aviation Ltd	SEB ASIENFOND EX JAPAN	BUY	57049	3069.8
INDIGO	InterGlobe Aviation Ltd	SEB FUND 3 SEB PENSION FUND	SELL	57049	3069.8
LODHA	Macrotech Developers Ltd	SEB ASIENFOND EX JAPAN	BUY	117093	1196.65
LODHA	Macrotech Developers Ltd	SEB FUND 3 SEB PENSION FUND	SELL	117093	1196.65
MADHAV	Madhav Marbles and Granite	PARNIKA AGARWAL	SELL	74604	42.34
M&M	Mah & Mah Ltd.	PRUDENTIAL MANAGEMENT AND SERVICES PVT LTD	SELL	9300000	1912.04
MUKKA	Mukka Proteins Limited	MULTIPLIER SHARE & STOCK ADVISORS PRIVATE LIMITED	BUY	4000000	39.13
NDL	Nandan Denim Limited	MANMOHAN SHIVKUMAR AGARWAL	SELL	1500000	37.05
NDL	Nandan Denim Limited	SAROJ GUPTA	BUY	1365000	37.05
OSIAHYPER	Osia Hyper Retail Ltd	EVERMORE SHARE BROKING PRIVATE LIMITED	SELL	648017	29.82
PURVFLEXI	Purv Flexipack Limited	MANSI SHARE AND STOCK ADVISORS PVT LTD	SELL	108800	233.06
PURVFLEXI	Purv Flexipack Limited	VPK GLOBAL VENTURES FUND - SCHEME 1	BUY	147200	223.21
SARVESHWAR	Sarveshwar Foods Limited	MULTIPLIER SHARE & STOCK ADVISORS PRIVATE LIMITED	BUY	7559624	12.05
SBFC	SBFC Finance Limited	ADITYA BIRLA SUN LIFE MUTUAL FUND A/C ADITYA BIRLA SUN LIFE MULTI-CAP FUND (ABSLMCF)	BUY	5564648	85.52
SBFC	SBFC Finance Limited	SBFC HOLDINGS PTE. LTD.	SELL	29613444	86.35
SRPL	Shree Ram Proteins Ltd.	SIVA RAMA PRASAD ALURU	SELL	1150000	1.15
SILGO-RE	Silgo Retail Limited	CHIRAG VERMA	BUY	52600	0.95
SILGO-RE	Silgo Retail Limited	HARPREET SINGH	SELL	84198	0.95
TATAMOTORS	Tata Motors Limited	SEB ASIENFOND EX JAPAN	BUY	185410	1017.65
TATAMOTORS	Tata Motors Limited	SEB FUND 3 SEB PENSION FUND	SELL	185410	1017.65
TOKYOPLAST	Tokyo Plast Intl Ltd	KABRA KAILASH	SELL	50000	117.97
TORNTPHARM	Torrent Pharma Ltd.	SEB ASIENFOND EX JAPAN	BUY	63294	2691.2
TORNTPHARM	Torrent Pharma Ltd.	SEB FUND 3 SEB PENSION FUND	SELL	63294	2691.2

Disclosure:

Research Reports that are published by Nirmal Bang Securities Private Limited (hereinafter referred to as "NBSPL") are for private circulation only. NBSPL is a registered Research Analyst under SEBI (Research Analyst) Regulations, 2014 having Registration no. INH000001766. NBSPL is also a registered Stock Broker with National Stock Exchange of India Limited, BSE Limited, Metropolitan Stock Exchange of India Limited, Multi Commodity Exchange of India Limited and , National Commodity and Derivative Exchange Limited in Capital Market , Equity and Commodities derivatives segments and Currency Derivatives Segment .

NBSPL has other business divisions with independent research teams separated by Chinese walls, and therefore may, at times, have different or contrary views on stocks and markets.

NBSPL or its associates have not been debarred / suspended by SEBI or any other regulatory authority for accessing / dealing in securities Market since last 20 years. NBSPL, its associates or analyst or his relatives do not hold any financial interest (Except Investment) in the subject company. NBSPL or its associates or Analyst do not have any conflict or material conflict of interest at the time of publication of the research report with the subject company. NBSPL or its associates or Analyst or his relatives may or may not hold beneficial ownership of 1% or more in the subject company at the end of the month immediately preceding the date of publication of this research report.

NBSPL or its associates / analyst has not received any compensation / managed or co-managed public offering of securities of the company covered by Analyst during the past twelve months. NBSPL or its associates have not received any compensation or other benefits from the company covered by Analyst or third party in connection with the research report. Analyst has not served as an officer, director or employee of Subject Company. NBSPL / analyst has not been engaged in market making activity of the subject company.

Analyst Certification: The research analysts and authors of these reports, hereby certify that the views expressed in this research report accurately reflects my/our personal views about the subject securities, issuers, products, sectors or industries. It is also certified that no part of the compensation of the analyst(s) was, is, or will be directly or indirectly related to the inclusion of specific recommendations or views in this research. The analyst(s) principally responsible for the preparation of this research report and has taken reasonable care to achieve and maintain independence and objectivity in making any recommendations.

Disclaimer:

The Research Report is for the personal information of the authorized recipient and does not construe to be any investment, legal or taxation advice. NBSPL is not soliciting any action based upon it. Nothing in the research report shall be construed as a solicitation to buy or sell any security or product, or to engage in or refrain from engaging in any such transaction. In preparing the research report, we did not take into account the investment objectives, financial situation and particular needs of the reader.

The research report has been prepared for the general use of the clients of NBSPL and must not be copied, either in whole or in part, or distributed or redistributed to any other person in any form. If you are not the intended recipient you must not use or disclose the information in the research report in any way. Though disseminated to all the customers simultaneously, not all customers may receive the research report at the same time. NBSPL will not treat recipients as customers by virtue of their receiving the research report. The research report is not directed or intended for distribution to or use by any person or entity resident in a state, country or any jurisdiction, where such distribution, publication, availability or use would be contrary to law, regulation or which would subject NBSPL & its group companies to registration or licensing requirements within such jurisdictions.

The report is based on the information obtained from sources believed to be reliable, but we do not make any representation or warranty that it is accurate, complete or up-to-date and it should not be relied upon as such. We accept no obligation to correct or update the information or opinions in it. NBSPL or any of its affiliates or employees shall not be in any way responsible for any loss or damage that may arise to any person from any inadvertent error in the information contained in the research report. NBSPL or any of its affiliates or employees do not provide, at any time, any express or implied warranty of any kind, regarding any matter pertaining to this report, including without limitation the implied warranties of merchantability, fitness for a particular purpose, and non-infringement. The recipients of the research report should rely on their own investigations.

This information is subject to change without any prior notice. NBSPL reserves its absolute discretion and right to make or refrain from making modifications and alterations to this statement from time to time. Nevertheless, NBSPL is committed to providing independent and transparent recommendations to its clients, and would be happy to provide information in response to specific client queries.

Before making an investment decision on the basis of research report, the reader needs to consider, with or without the assistance of an adviser, whether the advice is appropriate in light of their particular investment needs, objectives and financial circumstances. There are risks involved in securities trading. The price of securities can and does fluctuate, and an individual security may even become valueless. International investors are reminded of the additional risks inherent in international investments, such as currency fluctuations and international stock market or economic conditions, which may adversely affect the value of the investment. Opinions expressed are subject to change without any notice. Neither the company nor the director or the employees of NBSPL accept any liability whatsoever for any direct, indirect, consequential or other loss arising from any use of the research report and/or further communication in relation to the research report. Here it may be noted that neither NBSPL, nor its directors, employees, agents or representatives shall be liable for any damages whether direct or indirect, incidental, special or consequential including lost revenue or lost profit that may arise from or in connection with the use of the information contained in the research report.

Copyright of this document vests exclusively with NBSPL.

Our reports are also available on our website

Registration granted by SEBI and certification from NISM in no way guarantee performance of NBSPL or provide any assurance of returns to investors.

Nirmal Bang Research (Division of Nirmal Bang Securities Pvt. Ltd.)

B-2, 301/302, Marathon Innova,
Opp. Peninsula Corporate Park
Off. Ganpatrao Kadam Marg
Lower Parel(W), Mumbai-400013
Board No. : 91 22 6723 8000/8001
Fax. : 022 6723 8010